

Passports



American Sign Language

Grade: 6-8

Description of our Tour:

Expose your students to the wonderful world of signing! This passport, taught by a certified teacher of the deaf, will introduce your students to the basic principles of American Sign Language. Students will learn the history of American Sign Language, basic Sign Language structure and some conversational signing they can do themselves. Join us for an exciting passport that will have you signing all the way back to class!

Information for Trip Leader:

Lesson Outcomes:

The student will:

- Learn about the basic structure of American Sign Language
- Understand how American Sign Language is used
- Be given some information about deaf people

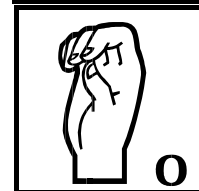
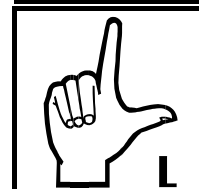
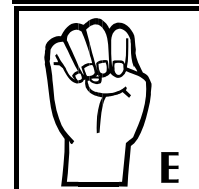
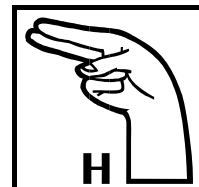
Activities:

Activity # 1: How do I introduce myself to a deaf person?

First impressions can last a lifetime. When a hearing person is meeting a deaf person for the first time it is helpful to know some basic signing to introduce yourself. This worksheet reviews the proper etiquette for introducing yourself to a deaf person.

Activity # 2: Practice Signing

This worksheet provides signs for the members of the family along with step by step instructions on how to sign each word. You and your students can practice before or after watching the live passport.



Challenge Questions:

1. Who uses American Sign Language?
2. Can hearing people learn American Sign Language?
3. Is American Sign Language a real language?

Passports

American Sign Language


4. *How is American Sign Language different from English?*

Responses:

1. Deaf people use American Sign Language with each other.
2. Yes, hearing people can learn ASL but it takes time to become fluent in the language.
3. Yes, American Sign Language is a real language used by a community of people. ASL has its own grammar and structure just like spoken languages.
4. American Sign Language is expressed visually and English is a spoken language. The grammar and structure of ASL is also different from English.

Vocabulary Words:

- deaf - A person who has lost part or all of their ability to hear
- Deaf - Relating to the Deaf or their culture/community
- Deaf Community - A group of deaf people who communicate using American Sign Language.
- American Sign Language - A visual language used by the Deaf community
- Gesture - Moving the body to express a thought
- Hand shape - The shape of the hand(s) when making a sign
- Movement - The movement of the hand(s) when making a sign
- Location - The location of the hand(s) when making a sign



Web Resources:

American Sign Language Dictionary at commtechlab.msu.edu/Sites/aslweb/browser.htm

This website provides an on-line video dictionary of American Sign Language

Information at www.forhearingpeopleonly.com

This website answers some of the most commonly asked questions about Deaf people and Deaf culture. There is also a published book with the same title.

Resources at www.deafe.org/services/skills/library/12.htm

This is a resource for finding videos, stories and book on American Sign Language including signed stories and poems.

Passports

Animated Dictionary at www.handspeak.com

This website as an animated video dictionary of American Sign Language



























**Information on American Sign Language at
www.nidcd.nih.gov/health/hearing/asl.asp**

Provides information on American Sign Language and how it is used. A good resource for upper elementary and high school students

Writing Prompts:

- How are deaf people different from hearing people?
- I think Sign Language is interesting because...
- Sign Language is different from English because...
- Why would you like to learn Sign Language?
- What do you know about Sign Language?
- How would you use Sign Language if you learned it?

Passports

Finger Speech		A 	B 	C 	D 	E 
F 	G 	H 	I 	J 	K 	L 
M 	N 	O 	P 	Q 	R 	S 
T 	U 	V 	W 	X 	Y 	Z 

Activity 1: How do I introduce myself to a deaf person?

When a hearing person is meeting a Deaf person for the first time, they must provide this information and answer the following question:

1. First and last name
2. Identify themselves as hearing or deaf
3. Provide where they learned sign language
4. Who was the person/teacher that taught them sign language

Questions asked in ASL:

1. You name what?

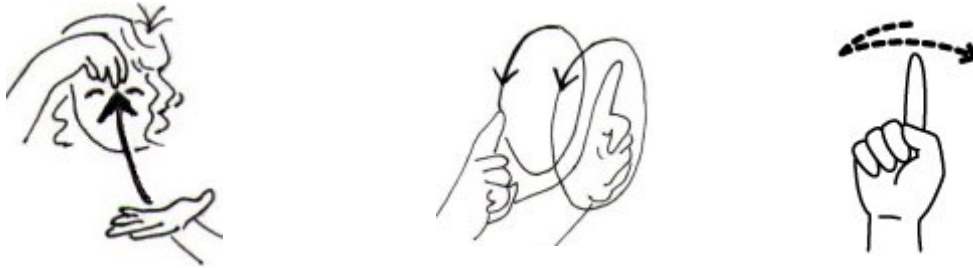


Passports


2. You Deaf/Hearing?



3. Learn sign where?



4. Teacher sign who?



Passports

Activity 2: Practice Signing!

Here are some family signs you can learn and practice before the live passport session. Ask your teacher to help you make the signs.



Father



Mother



Baby



Sister



Brother

Sign	Description of Action
baby	Cradle an imaginary baby in arms, the right arm lying on top of the underside of the left arm.
brother	Use the right hand to touch the forehead with the index finger. Then bring the index fingers of both hands together, palms facing down and fingers facing forward, touching them twice to indicate sameness.
father	Place the thumb of right open hand (fingers spread) in middle of forehead.

Passports