

# Passports



## ***Celebrating Science: Science in Your Kitchen***

**Grade: 9-12**

### **Description of our Tour:**

As the weather turns colder, the month of November brings one of the tastiest holidays, Thanksgiving! In this Passport students will explore some of the science behind the dinner that is prepared in their kitchens every year. They will also learn what happens as all of the yummy treats enter their bodies for digestion. This is a great Passport for any class studying the body systems or nutrition.

### **Information for Trip Leader:**

#### **Lesson Outcomes:**

- Encourage students to reflect on what they are thankful for
- Introduce the process of digestion
- Review the organs of the digestive system

#### **Activities:**

##### ***Activity # 1: I am Thankful***

This worksheet will help students reflect on the meaning on Thanksgiving. It gives students a chance to list out everything that they are thankful for including things they own, things they have access to in this country, people in their lives, and abstract ideas, like freedom. Once finished, the students can share their thoughts with the rest of the class.



##### ***Activity # 2: Digestion Match-Up***

This worksheet reviews the digestive organs and the anatomy of the digestive system. After participating in the live passport, students will be able to label the organs on the diagram with their correct name. Once finished, the students can color the diagram.

#### **Challenge Questions:**

1. *How does a stove cook a turkey?*
2. *When was the first Thanksgiving dinner?*
3. *What happens to food when you eat, how is it digested in your body?*
4. *What are the names of the organs of the digestive system?*

# Passports



## Responses:

1. Students should mention something about heat cooking the turkey.
2. Students should be familiar with the story of the pilgrims; you may want to review this.
3. Students should be able to explain the basic process of digestion.
4. Mouth, esophagus, stomach, small intestine, large intestine and anus.

## Vocabulary Words:

**Thanksgiving** - A day set apart for giving thanks - Thanksgiving Day

**Turkey** - A large bird eaten on Thanksgiving Day

**Digestion** - The process of breaking down food for energy

**Mouth** - Where food enters the body

**Esophagus** - A tube for food passage, connecting the mouth to the stomach

**Stomach** - An organ where food is broken down

**Digestive Acids** - Chemicals in the stomach that help to break down food

**Saliva** - A liquid made by the mouth which helps to break down food

**Intestines** - The part of the digestive system extending from the stomach to the anus

**Anus** - The opening at the end of the digestive system where solid waste is released

## Web Resources:

[http://www.teach-nology.com/teachers/lesson\\_plans/holidays/thanks/](http://www.teach-nology.com/teachers/lesson_plans/holidays/thanks/)

This website has Thanksgiving lesson plans and activities for elementary students.

<http://resources.kaboose.com/games/thanks.html>


This site has great games and activities related to Thanksgiving.

<http://www.yucky.com/body/systems/digestion>

Activities and fun facts related to digestion

<http://www.can-do.com/uci/ssi2002/digestivesystem.html>

This site has on-line activities and graphics about digestion for grades 6-12



## Writing Prompts:

I like Thanksgiving because...

At Thanksgiving my family eats?

How do you help make the Thanksgiving dinner?


Before I eat Thanksgiving dinner I feel...

After I eat Thanksgiving dinner I feel...

What happens to the food after you eat?

What do you know about the process of digestion?

# Passports



## *Thanksgiving Worksheet*

In the first column, list the things that you are thankful for - that you or your family owns (i.e. a car.) In the second column, list the things that you are thankful for - that you have access to in this country (i.e. paved streets, and libraries.) In the third column, list the people that you are thankful for (i.e. your mother.) In the fourth column, list things you are thankful for that cannot be touched (i.e. freedom, and love.)

<b>I am thankful for...</b>			
1.	1.	1.	1.
2.	2.	2.	2.
3.	3.	3.	3.
4.	4.	4.	4.
5.	5.	5.	5.
6.	6.	6.	6.
7.	7.	7.	7.
8.	8.	8.	8.
9.	9.	9.	9.
10.	10.	10.	10.

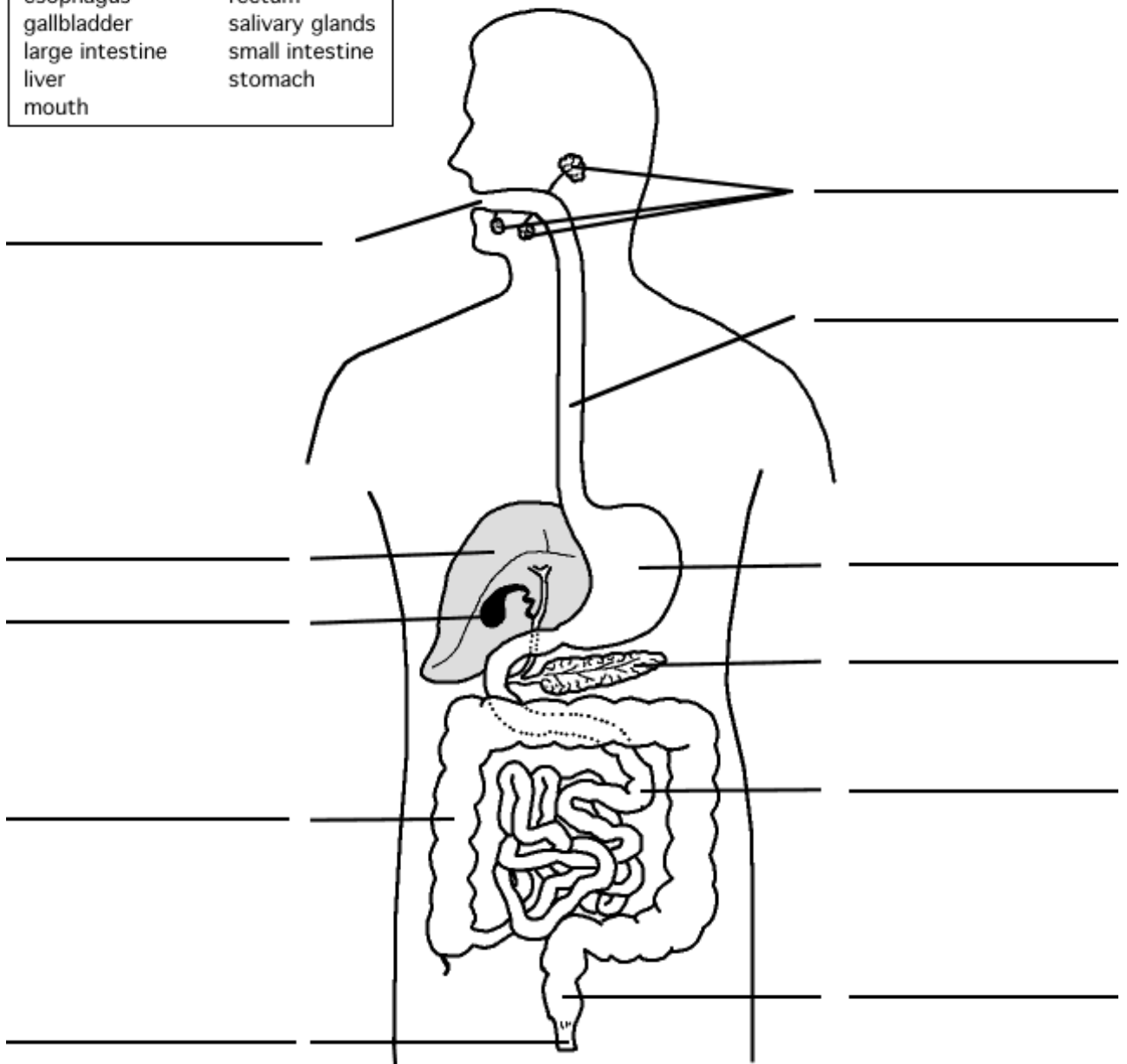
# Passports

## ***Digestion Match-Up***

**Directions:** Label the following diagram of the digestive system.

anus	pancreas
esophagus	rectum
gallbladder	salivary glands
large intestine	small intestine
liver	stomach
mouth	

©edHelper.com



## Digestive System

# Passports