

Adventures in Learning



Butterflies! ***Resource Guide*** ***Grades K-3***

Description of our Tour:


We all know butterflies are beautiful, but they are also perfect examples of how amazing nature really is. Maria joins us to share her knowledge and first hand experience with butterflies including their metamorphic process, survival strategies and daily life. Join us to learn more about butterflies, ask questions and get tips on how to raise butterflies in your classroom.

Information for Trip Leader:

Lesson Outcomes:

The student will be introduced to the following concepts:

- The life cycle of a butterfly
- The basic body parts of a butterfly
- Activities and resources for teachers and students on butterflies



Activities:

Activity # 1: Coloring Worksheet

Students choose one of the butterfly pictures to color. This worksheet helps students recognize the parts of a butterfly's body.

Activity # 2: Butterfly Life Cycle

Use the final worksheet in this resource guide to review the stages of the butterfly life cycle. This students may work in groups to extend their knowledge by sharing descriptions of the process.

The children are put in to 4 groups. Each group makes a poster-sized illustration of the the life cycle of a butterfly. They then need to write or explain what they know about that stages and share with the class. All posters will be hung on bulletin board as our class version of the life cycle of a butterfly.

Adventures in Learning

Activity # 3: Live Metamorphosis

Order monarch caterpillars for your classroom. You can find them at <http://insectlore.stores.yahoo.net/> Raise the caterpillars in your classroom and watch them change into beautiful butterflies that you can release into nature.

Challenge Questions:

1. *How does a caterpillar become a butterfly?*
2. *What is a pupa?*
3. *What happens to a caterpillar after it makes a cocoon or chrysalis?*



Responses:

1. The life cycle of a butterfly is egg, larva (caterpillar), pupa (chrysalis), adult
2. The stage in which a caterpillar changes into an adult butterfly
3. Caterpillars change into butterflies or moths.

Vocabulary Words:

- Head - The top body part of a butterfly
- Thorax - The middle body part of a butterfly
- Abdomen - The butterfly's end segment
- Antenna - The parts of a butterfly for feeling, attached to the head
- Caterpillar - A butterfly's larval stage, this is the second stage in the butterfly life cycle



Web Resources:

<http://www.yesnet.yk.ca/schools/jackhulland/projects/butterflies/index.html>
This web site provides activities, games and information on butterflies for young elementary students

<http://www.carolina.com/butterfly/>

Carolina's own Web portal to all sorts of butterfly information, including activities, classroom resources, and butterfly-related products.

<http://www.abcteach.com/directory/basics/science/animals/bugs/>

Butterfly coloring pages for elementary students

<http://insectlore.stores.yahoo.net/>

This site provides information on how to order monarch caterpillars to raise in the classroom.

Adventures in Learning

<http://www.uky.edu/Ag/Entomology/entfacts/misc/ef006.htm>

Provides information and instruction on how to create a butterfly garden

Suggested Reading:

Totally Bugs: Dennis Schatz and Peter Georgeson

The Munchy Crunchy Bug Book: Ray Nelson, Doug Kelly, Ben Adams and Julie Mohr

The Very Hungry Caterpillar: Eric Carle


Writing Prompts:

- I think butterflies are...
- Butterflies are beautiful because...
- How are moths and butterflies different?
- My favorite butterfly is...


Adventures in Learning



Butterfly Coloring Worksheet



Adventures in Learning



Butterfly

Adventures in Learning



Adventures in Learning

Life Cycle of a Butterfly

Number the pictures to show the order of the stages of a butterfly

